

Stormflow

High speed,
maximum saving,
no heating element.

Warm air hand dryers


Stormflow

Operation: Electronic sensor.
Dimensions: 271 x 228x 189 mm.
Weight: 3,3 kg.
Total power: 1100 W.
Anti-vandalism structure.




MSSA

Casing: Injected aluminium,
3,8 mm. thickness.
Casing Finish:
Satin chrome.




MSBA

Casing: Injected aluminium,
3,8 mm. thickness.
Casing Finish:
White epoxy.



MSCA

Casing: Injected aluminium,
3,8 mm. thickness.
Casing Finish:
Polished chrome.



Technical Features

Stormflow

	MSSA	MSBA	MSCA
Electrical Specifications			
Voltage		220-240 V	
Frequency		50/60 Hz	
Maximum intensity		4.6A	
Total power rating		1100W	
Motor power rating		1100W	
Motor type		universal with brushes	
Rotor speed		34000 r.p.m.	
Electrical insulation		Class I	
Protection class		IP21	
Safety disconnect time		30 s	
Sensor distance		10-20 cm	
Mechanical Specifications			
Air flow		2966 l/min	
Air speed		332 km/h	
Noise level at 2m		72dB	
Output air temperature at an ambient T. of 21o C		40C°	
Drying time		12 s.	
Outer casing type	2mm thick injection-moulded aluminium cover. 16µ thick satin chrome finish.		
Vandal proof features	Metal outer casing withstands impacts from heavy objects. Turbine body and base made-from fire-resistant nylon.		
Packaging Specifications			
Measurements of individual package	345x290x220 mm		
Weight with individual packaging	3.8 kg		
Measurements of the product	271x228x173 mm		
Product weight	3.3 kg		

